

**MARK SCHEME for the May/June 2011 question paper
for the guidance of teachers**

9700 BIOLOGY

9700/35

Paper 31 (Advanced Practical Skills 1),
maximum raw mark 40

This mark scheme is published as an aid to teachers and candidates, to indicate the requirements of the examination. It shows the basis on which Examiners were instructed to award marks. It does not indicate the details of the discussions that took place at an Examiners' meeting before marking began, which would have considered the acceptability of alternative answers.

Mark schemes must be read in conjunction with the question papers and the report on the examination.

- Cambridge will not enter into discussions or correspondence in connection with these mark schemes.

Cambridge is publishing the mark schemes for the May/June 2011 question papers for most IGCSE, GCE Advanced Level and Advanced Subsidiary Level syllabuses and some Ordinary Level syllabuses.


Page 2	Mark Scheme: Teachers' version	Syllabus
	GCE AS/A LEVEL – May/June 2011	9700

Mark scheme abbreviations:

;	separates marking points
/	alternative answers for the same point
R	reject
A	accept (for answers correctly cued by the question, or by extra guidance)
AW	alternative wording (where responses vary more than usual)
<u>underline</u>	actual word given must be used by candidate (grammatical variants excepted)
max	indicates the maximum number of marks that can be given
ora	or reverse argument
mp	marking point (with relevant number)
ecf	error carried forward
I	ignore
ACE	Analysis, Conclusions and Evaluation (skills)
PDO	Presentation of Data and Observations (skills)
MMO	Manipulations, Measurement and Observation (skills)

1 (a) (i) Complete Fig. 1.1 to show how you will make three further concentrations of ethanol, E solution.			
MMO decisions 3	[1]	(labels under correct sequence of beakers) 2.5 AND 1.25 AND 0.6(25);	
		Additional guidance	Must have <ul style="list-style-type: none"> • % once • Concentrations at least 1 decimal place
MMO decision 2	[1]	(uses serial dilution to complete three unlabelled beakers) (adds previous concentration of E to each of three beakers)	
		5 (%) with volume Or shown by arrow from 5(%) with volume	AND the <u>same</u> volume transferred from first beaker to second and from second beaker to third;
		Additional guidance	Must have <ul style="list-style-type: none"> • cm³ once ecf <ul style="list-style-type: none"> • if mp 1 incorrect
ACE improvement 1	[1]	(adds (distilled) water/W to each of three beakers) 10 cm ³ (W/water);	
		Additional guidance	Must have <ul style="list-style-type: none"> • cm³ once ecf <ul style="list-style-type: none"> • if mp1 incorrect • if mp2 incorrect BUT MUST add previous concentration to second and third beakers
(ii) Describe how you will set up this control using the apparatus provided.			[1]
ACE improvement 1	[1]	(test-tube) replace E/ethanol with equal or same or 10 cm ³ volume of water OR (beaker) 20 cm ³ or only water;	
		Additional guidance	Do not give mark if <ul style="list-style-type: none"> • 10% ethanol/E Ignore <ul style="list-style-type: none"> • 0% must have what this is i.e. water

Page 4	Mark Scheme: Teachers' version	Syllabus	Paper
	GCE AS/A LEVEL – May/June 2011	9700	35



(iii) Prepare the space below and record your observations.			
PDO recording 2	[1]	table with all cells drawn	AND heading (top or left) percent(age) conc(entration) ;
		Additional guidance Can have	
	<ul style="list-style-type: none"> • % Do not give mark if <ul style="list-style-type: none"> • % in cells of the headed column/row • other units e.g. mol dm⁻³ 		
	[1]	(heading) colour or observations or description or result(s) AW;	
Additional guidance Do not give mark if <ul style="list-style-type: none"> • additional columns/rows for method/volumes of E/lengths 			
MMO collection 2	[1]	records colour/no change for 5 concentrations AND control/0 (6);	
	[1]	records highest concentration with deeper blue than next concentration;	
		Additional guidance	Can have <ul style="list-style-type: none"> • minimum two recorded colours
(iv) State the volume of the smallest division on syringe. State degree of uncertainty. [1]			
ACE interpretation 1	[1]	+/-	AND half smallest division AND cm ³ /ml;
		Additional guidance	Can have <ul style="list-style-type: none"> • rounding up or down • percentage error if shows calculation as half division/10 or any volume X 100 Must have percentage or %

Page 5	Mark Scheme: Teachers' version	Syllabus	Paper
	GCE AS/A LEVEL – May/June 2011	9700	35



(v) Explain the effect of the ethanol on the plant tissue.		
ACE conclusion max 3	max 3	1. (ethanol) Idea of breaks down / destroys/damages cell or cell surface / plasma membrane;
		2. Idea of decreases <u>selective</u> permeability or increases permeability;
		3. <u>Idea of</u> effect on protein (in cell membrane) <u>denatures</u> or opens channels;
		4. Idea of effect on phospholipid(s);
(vi) If the ends had not been cut off how would the results have been affected? [1]		
ACE interpretation max 1	max 1	1. lengths not same;
		2. more colour from ends;
		3. colour not same;

PDO layout 4	(b) (i) Plot a graph of the data shown in Table 1.1.												
	[1]	x-axis pH of buffer solutions	AND y-axis absorbance / %;										
		Additional guidance Must have <ul style="list-style-type: none"> • units Do not give mark if <ul style="list-style-type: none"> • any units for pH e.g. arbitrary units 											
	[1]	(scale on x-axis) <u>4.0 at 0</u> AND one pH to 2 cm must label each 2 cm	AND (scale on y-axis) <u>20 to 2 cm</u> must label each 2 cm;										
		Additional guidance ecf if no labels for O If reverse O scale must have still have 20 to 2 cm											
		Do not give mark if <ul style="list-style-type: none"> • awkward scale e.g. 25 to 2 cm, 40 to 2 cm 											
	[1]	correct plotting of each point;											
		Additional guidance Can have <ul style="list-style-type: none"> • small cross or dot in circle Do not give mark if <ul style="list-style-type: none"> • awkward y-axis scale • blobs or dots alone • cross too large with any part of line touching 4 mm by 4 mm square – 											
	<table border="0"> <tr><td>4.0</td><td>83</td></tr> <tr><td>6.0</td><td>39</td></tr> <tr><td>7.3</td><td>10</td></tr> <tr><td>7.8</td><td>38</td></tr> <tr><td>8.5</td><td>78</td></tr> </table>	4.0	83	6.0	39	7.3	10	7.8	38	8.5	78		
4.0	83												
6.0	39												
7.3	10												
7.8	38												
8.5	78												
[1]	lines point to point	AND	<ul style="list-style-type: none"> • ruled, clear sharp and • quality ruled lines, thinner than half square; 										
	Additional guidance Do not give mark if <ul style="list-style-type: none"> • any feathery line • irregular thickness • extrapolation at either end 												




(ii) ... the absorbance was 46%. Use your graph to estimate the pH of the buffer solution at this absorbance.			
ACE interpretation 1	[1]	one correct reading from graph;	
MMO decision 1	[1]	readings of any TWO values from graph;	
(iii) State two variables that need to be kept the same in this investigation. Describe how to keep each of these variables the same. [3]			
MMO decision 1	[1]	(selects TWO variables for one mark) 1. Idea of size of plant material 2. type or part of plant or condition	(Suitable method to keep the same) using ruler/use cork borer/Vernier callipers; use <u>same</u> type or <u>same</u> part or fresh;
ACE improvements max 2	max 2	1. volume of buffer	use syringe/measuring cylinder/graduated pipette burette;
		2. temperature;	use thermostatically-controlled water-bath;
		3. time	staggered start or separate experiments;
[Total: 22]			

Page 8	Mark Scheme: Teachers' version	Syllabus	Paper
	GCE AS/A LEVEL – May/June 2011	9700	35



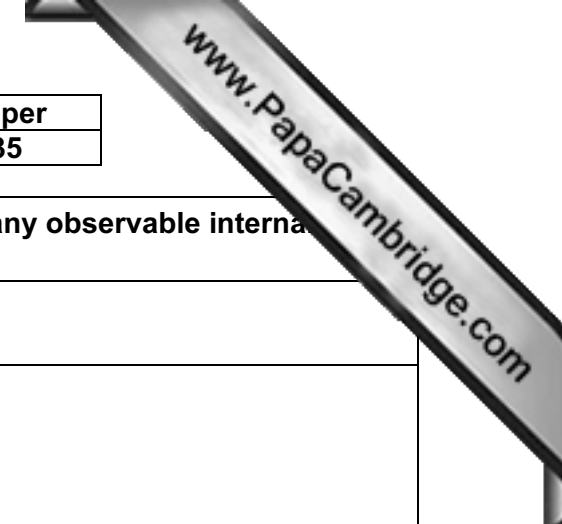
2 (a) Draw a large plan diagram of the quarter shown in Fig. 2.1. Label the xylem.	
PDO layout 1	[1] clear, sharp, unbroken lines AND no shading AND larger than 60 mm by 60 mm; Additional guidance Must have <ul style="list-style-type: none"> • four or more lines Do not give mark if <ul style="list-style-type: none"> • drawn over the print of question • any line thicker – than 1mm • any feathery line • 1 'tail' or overlap or gap
	MMO collection 3
[1] no cells drawn AND correct quarter drawn;	[1] (<i>outer layer(s) outside stele</i>) drawn as two/three lines wider than 5mm for most of layer;
[1] (<i>central vascular tissue</i>) drawn with two lines for endodermis AND triangular regions/extra layer adjacent;	MMO decision 1
[1] correct label with label line to xylem; Additional guidance Do not give mark if <ul style="list-style-type: none"> • any label which is biologically incorrect e.g. from incorrect organ or animal • label within drawn area 	



(b) (i) Prepare the space below so that it is suitable for you to record the observable differences between the specimens on Fig. 2.1 and that in Fig. 2.2.

PDO recording 1	[1]	organise as a table/ruled boxes	AND headed <u>Fig. 2.1</u> and <u>Fig. 2.2</u>	AND first difference opposite each other;	
		Additional guidance	<u>Fig. 2.1</u> <u>Fig. 2.2</u> OR <u>Fig. 2.2</u> <u>Fig. 2.1</u>		
ACE interpretation max 3	[max 3]		feature	Fig. 2.1	Fig. 2.2
		1	vascular tissue / xylem	small(er)/only one;	large(r) or seven or more;
		2		round/circular or middle/in centre	star-shape/(seven) different area/not circular or more spread;
		3	endodermis	present/around stele	absent/none;
		4	cortex or parenchyma cells	large(r)/wid-er circular/round/more even sizes	small(er)/narrow(er) irregular/different sizes;
		5	thickened/layer under or epidermis	thick(er)/wide(r)/large(r)	curled/bent;
		6	epidermis or hairs/trichomes	present/has hairs/trichomes/many	absent/no/few hairs/trichomes or rough;
		7	radius/size	1.25mm/smaller	1.7 mm/larger;
		8	AVP;		

(ii) Use the scale bar to calculate the magnification of Fig. 2.2.		
MMO collection 1	[1]	measures scale bar in mm; 14 or 14.5 or 15 or 15.5 or 16 mm
		Additional guidance Do not give mark if • metres
MMO decision 1	[1]	(converts to same units) (mm to μm) X 1000 14 000 or 14 500 or 15 000 or 15 500 or 16 000 ecf if mp1 incorrect
		OR (converts μm to mm) 620/1000
PDO display 2	[1]	shows division of converted scale bar measurement by 620; OR scale bar measurement in mm/0.620;
		Additional guidance ecf if no units or incorrect measurement or no or incorrect conversion
	[1]	whole number only; 22 or 23 or 24 or 25 or 26



(c) ... find three cells with different shapes. Make a large drawing of these cells. Label the cell wall and any observable internal structures of these cells.			
PDO layout 1	[1]	clear, sharp, unbroken lines	AND no shading
		Additional guidance	AND largest cell 50 mm at widest point;
MMO collection 2	[1]	only three cells drawn AND all different shapes;	
	[1]	three cells with cell walls drawn as double lines;	
PDO recording 1	[1]	at least one cell contains three or more substantial inclusions drawn;	
MMO decision 1	[1]	correct label with label lines to cell wall AND starch (grain) or nucleus;	
		Additional guidance	Do not give mark if <ul style="list-style-type: none"> any label which is biologically incorrect e.g. from incorrect organ or animal label within drawn area
[Total: 18]			